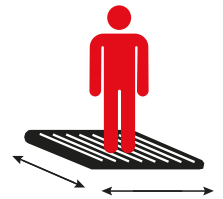


CLIMB-IT®

CLIMB-IT® LARGE PLATFORM FOLDING STEPS WITH SAFETY GATES



51x56 cm



Scan the QR code above with your smartphone or tablet device to watch the product video.



Certified to EN 131 Professional

Non-slip aluminium platform

100mm wide treads with non-slip surface to prevent slips

Non-slip feet

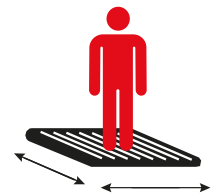
Easily folded & mobile using wheels on rear of product

Maximum load capacity of 150kg

No of Treads	Platform Height mm	Max Working Height mm	Weight kg	Model
3	750	2750	17	CAG303
4	1000	3000	20	CAG304
5	1250	3200	24	CAG305
6	1500	3500	27	CAG306
7	1750	3750	30.5	CAG307
8	2000	4000	34	CAG308
9	2250	4250	37	CAG309
10	2500	4500	41	CAG310

CLIMB-IT®

CLIMB-IT® FOLDING TELESCOPIC LARGE PLATFORM STEPS



60x61 cm



YouTube



Scan the QR code above with your smartphone or tablet device to watch the product video.



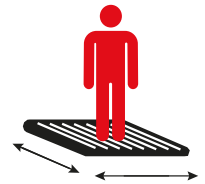
Certified to EN 131 Professional

- Telescopic legs allowing these steps to be used on stairs
- Extendable locking stabilisers for safety when working at height
- Non-slip aluminium platform with kick board
- Wheels attached as standard, providing mobility without needing to lift
- Foldable for easy storage
- Maximum load capacity of 150kg

No of Treads	Unextended Platform Height mm	Max Unextended Working Height	Extended Platform Height mm	Max Extended Working Height	Max Length mm	Weight kg	Model
7 + 3	1760	3700	2550	4500	2410	41.8	CAT411

CLIMB-IT®

CLIMB-IT® MOBILE STEPS WITH SAFETY GATE



60x50 cm



YouTube



Scan the QR code above with your smartphone or tablet device to watch the product video.

Certified to EN 131 Professional

Anti slip surface wire mesh plywood 600x500mm platform

Wide profile treads with a non-slip pattern

Spring platform gate

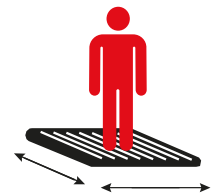
Equipped with braked swivel castors

Maximum load capacity of 150kg

No of Treads	Height mm	Length mm	Platform Height mm	Max Working Height mm	Weight kg	Model
4	2000	1540	1000	3000	35	CAW504
6	2500	1720	1500	3500	47	CAW506
8	3000	1900	2000	4000	56.6	CAW508
10	3500	2080	2500	4500	62.2	CAW510
12	4000	2260	3000	5000	73.6	CAW512

CLIMB-IT®

CLIMB-IT® WEIGHT REACTIVE SAFETY STEPS



60x61 cm



YouTube



Scan the QR code above with your smartphone or tablet device to watch the product video.



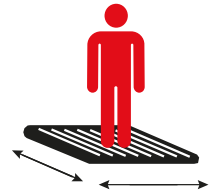
Certified to EN 131 Professional

Weight reactive castors fixes the product to the ground when platform in use, but mobile when not in use
 Wide platform with a non-slip surface & kick board
 Wide profile treads with a non-slip surface
 Safe guardrail & spring gate
 Maximum load capacity of 150kg

No of Treads	Overall Height mm	Overall Width mm	Overall Length mm	Platform Height mm	Max Working Height mm	Weight kg	Model
3	1850	770	1180	750	2700	45.6	CAR603
4	2100	790	1360	1000	3000	51.2	CAR604
5	2350	810	1540	1250	3200	57	CAR605

CLIMB-IT®

CLIMB-IT® SAFETY STEPS WITH SAFETY LOCK



60x61 cm



Certified to EN 131 Professional

Easy to use locking system which raises and lowers the wheels to provide stability when working & to be easily moved when not in use

Wide platform with a non-slip surface kick board

Wide profile treads with a non-slip surface

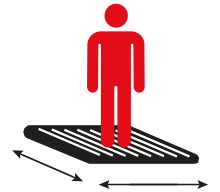
Safe guardrail and spring gate

Maximum load capacity of 150kg

No of Treads	Height mm	Width mm	Length mm	Platform Height mm	Max Working Height mm	Weight kg	Model
3	1850	750	1180	750	2700	45.6	CAL703
4	2100	780	1360	1000	3000	51.2	CAL704
5	2350	810	1540	1250	3200	57	CAL705
6	2600	830	1720	1500	3500	62.2	CAL706
7	2850	860	1900	1750	3700	67.2	CAL707

Climb-It®

CLIMB-IT® EXTRA LARGE PLATFORM SAFETY STEPS WITH ADJUSTABLE STABILISERS



60x91 cm




Certified to EN 131 Professional
Reinforced with stabilisers, manufactured for heavy & difficult working conditions
Wide platform with a non-slip surface and toe board
Wide non-slip treads for extra comfort
All round guardrail with spring operated gates
Mobile on non-slip braked castors
Maximum Load Capacity of 150kg

No of Treads	Height mm	Max Width mm	Length mm	Platform Height mm	Max Working Height mm	Weight kg	Model
4	2100	1180 - 2040	1540	1000	3000	76.5	CAS804
5	2350		1720	1250	3250	80	CAS805
6	2600		1900	1500	3500	85.5	CAS806
7	2850		2080	1750	3750	90	CAS807
8	3100		2260	2000	4000	94.5	CAS808
10	3350		2440	2250	4250	98.5	CAS810
12	3600		2620	2500	4500	102	CAS812

CLIMB-IT®

CLIMB-IT® PROFESSIONAL STEPLADDERS WITH CARRY HANDLE



25x28 cm



YouTube



Scan the QR code above with your smartphone or tablet device to watch the product video.



Certified to EN 131 Professional

Light & practical aluminium frame with a glass fibre reinforced polypropylene platform
100mm wide treads with serrated surface to prevent slips

Multifunctional tool tray

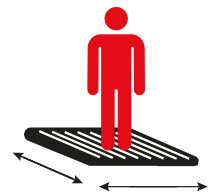
Non-slip feet

Maximum load capacity of 150kg

No of Treads	Platform Height mm	Max Working Height mm	Weight kg	Model
3	670	2600	4.4	CAH103
4	930	2900	5.2	CAH104
5	1190	3100	6.2	CAH105
6	1450	3400	7	CAH106
7	1710	3700	8	CAH107

CLIMB-IT®

CLIMB-IT® WORKING STEPS



55x25 cm



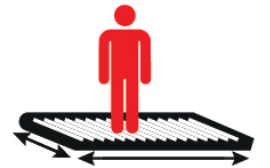
Certified to EN 131 Professional

Large step with 250 x 550mm non-slip surface
Pull wheels for easy manoeuvrability & large feet for extra stability
Guardrail & handrail for increased safety
Maximum load capacity of 150kg

No of Treads	Overall Height mm	Platform Height mm	Max Working Height mm	Weight kg	Model
2	1430	500	2500	15.5	CAA202
3	1680	750	2700	20.5	CAA203
4	1930	1000	3000	25.5	CAA204

CLIMB-IT®

CLIMB-IT® TELESCOPIC WORK PLATFORM



55x155 cm



YouTube



Scan the QR code above with your smartphone or tablet device to watch the product video.



Certified to EN 131 Professional

- Anti slip surface wire mesh plywood 550x1550mm platform
- Strong aluminium treads with a non-slip pattern
- Telescopic feature that extends the working height for the platform
- Equipped with braked swivel castors
- Maximum load capacity of 150kg

No of Treads	Unextended Platform Height mm	Max Unextended Working Height	Extended Platform Height mm	Max Extended Working Height	Weight kg	Folded Size W x L x H mm	Model
3 + 1	690	2600	970	2900	41.8	1790 x 1200 x 350	CAP903