

**ACCURATE,
RELIABLE,
POWERFUL.**



evolution[®]

**MULTI-MATERIAL CUTTING SAWS
& CONTRACTOR TOOLS**



ACCURATE

Our advanced TCT technology utilises high density tungsten carbide teeth and a thin kerf design to ensure a clean, accurate cut. We carefully design our tools to be ergonomic and give you ultimate control and precision.



RELIABLE

Our saws are backed by our 3 year guarantee*. All our power tools are rigorously tested and built to strict tolerances so we don't expect you to need it, but its good to know you're covered. We also have a 5 star, UK based customer service team on hand to help you.



POWERFUL

Our powerful high torque motors and multi-material cutting blades allow you to cut through mild steel up to 4 x faster than an abrasive disc! Plus, they cut with virtually no heat, burrs or sparks for a safer, cleaner cut.





MULTI-MATERIAL CUTTING TECHNOLOGY

ONE SAW, ONE BLADE, CUTS ALL.

*Excludes hardened high carbon, coated & stainless steel.



**CUTS WOOD WITH
EMBEDDED NAILS**



**CUTS MILD STEEL WITH
VIRTUALLY NO HEAT
OR SPARKS**



**LEAVES A BURR FREE
FINISH WITH NO
REWORK NEEDED**

MATERIALS YOU CAN CUT:

MILD STEEL

- ✓ ANGLED STEEL, BOX SECTION & TUBE
- ✓ METAL STUD
- ✓ DRY LINING
- ✓ REBAR DOMESTIC BUILDS
- ✓ RSJ DOMESTIC BUILDS P
- ✓ STEEL PLATE (6MM)

ALUMINIUM

- ✓ ARMoured CABLES
- ✓ CABLE TRAY
- ✓ COPPER PLUMBING
- ✓ FLOOR EDGINGS
- ✓ ROOF FLASHINGS
- ✓ STAIR NOSINGS

WOOD

- ✓ HARDWOOD & TANALISED DECKING
- ✓ MDF LAMINATES
- ✓ MOULDINGS
- ✓ RECLAIMED TIMBER WITH NAILS
- ✓ SCAFFOLD BOARDS
- ✓ STUDWORK TIMBER

PLASTICS

- ✓ ELECTRICAL CONDUIT
- ✓ PLASTIC PIPES
- ✓ PLEXIGLASS
- ✓ RUBBER & REINFORCED HOSES
- ✓ WPC COMPOSITES

PERFECT FOR:


- ✓ BUILDERS
- ✓ CARPENTERS
- ✓ AUTO MECHANICS
- ✓ INDUSTRIAL FITTERS
- ✓ PROPERTY & LOFT CONVERTERS

- ✓ KITCHEN FITTERS
- ✓ ARCHITECTURAL METALWORKERS
- ✓ ROOFING CONTRACTORS
- ✓ DRY LINERS
- ✓ LANDSCAPERS

- ✓ PIPEFITTERS
- ✓ FABRICATORS
- ✓ FENCING CONTRACTORS
- ✓ DIY ENTHUSIASTS & UPCYCLERS
- ✓ ELECTRICAL FITTERS

- ✓ FLOOR FITTERS
- ✓ CEILING FIXERS
- ✓ PLUMBERS
- ✓ MAINTENANCE TECHNICIANS
- ✓ WINDOW INSTALLERS

THE TECHNOLOGY BEHIND THE CUT



HEAVY-DUTY TUNGSTEN CARBIDE TEETH (TCT)

High heat resistant teeth maximizes cutting life with no coolant required demonstrating outstanding durability.



ANTI-KICKBACK SHOULDER GULLET

For safe and reliable cutting through steel and wood with embedded nails without breaking the teeth, resulting in a smooth, accurate finish every time.



FULLY HARDENED BODY PLATE

High tension body keeps the blade stabilized, dampening vibration and reducing blade warp.



THIN KERF DESIGN

Much thinner than abrasive discs, the Evolution® blade delivers precision, accuracy and longer cutting life.



MADE IN JAPAN

Premium, high-quality silver alloy, ensures the blade runs truer for longer.

MULTI-MATERIAL BLADES

- ✓ Cut mild steel with no heat, no burrs & virtually no sparks
- ✓ Cut wood with embedded nails
- ✓ Instant workable finish on both wood & steel
- ✓ Outperforms abrasive saws = lowest cost per cut
- ✓ Compatible with evolution saws only

R185 TCT



185mm
Teeth: 20 TCT
Kerf: 1.7mm
Bore: 20mm
Max RPM: 4400
R185TCT-20MS
R185TCT-20CS

R210 TCT



210mm
Teeth: 24 TCT
Kerf: 1.7mm
Bore: 25.4mm
Max RPM: 5000
RAGEBLADE210MULTI

R255 TCT



255mm
Teeth: 28 TCT
Kerf: 2mm
Bore: 25.4mm
Max RPM: 3250
RAGEBLADE255MULTI

R355 TCT




355mm
Teeth: 36 TCT
Kerf: 2.2mm
Bore: 25.4mm
Max RPM: 2500
RAGEBLADE355MULTI

WE PUT OUR MULTI-MATERIAL BLADE TO THE TEST.

How long do our blades last? We put our **355mm multi-material blade** to the test and achieved an average of **1000 cuts per blade** through 1/4" thick, 2" x 2" angle iron! Using the same testing criteria, an abrasive disc only managed 69 cuts. That's equivalent to 1 Evolution blade lasting as long as 14.5 abrasive discs meaning our advanced TCT blades offer a lower price per cut vs abrasives.



=



Based on Evolution internal testing data.
Grade of steel may effect the blade life.



GENERAL WOOD BLADES

The ideal blade for all continuous wood cutting. Dedicated tooth geometry makes for quick and clean cuts through all types of wood with minimal splintering

GW185 TCT



185mm
Teeth: 24 TCT
Kerf: 1.5mm
Bore: 20mm
Max RPM: 5800
GW185TCT-24

GW210 TCT



210mm
Teeth: 30 TCT
Kerf: 2mm
Bore: 25.4mm
Max RPM: 3750
GW210TCT-30

GW255 TCT



255mm
Teeth: 40 TCT
Kerf: 2.4mm
Bore: 25.4mm
Max RPM: 5200
GW255TCT-40

GW355 TCT



355mm
Teeth: 60 TCT
Kerf: 2.8mm
Bore: 25.4mm
Max RPM: 1800
GW355TCT-60

FINE WOOD BLADES

NEW

The best saw blade for perfectly smooth finishing cuts in wood. Extra high tooth count with ATB pattern and advanced face grind for a beautifully smooth cut with no splintering.

FW185 TCT



185mm
Teeth: 40 TCT
Kerf: 2.0mm
Bore: 20mm
Max RPM: 5800
FW185TCT-40

FW210 TCT



210mm
Teeth: 40 TCT
Kerf: 2.0mm
Bore: 25.4mm
Max RPM: 3750
FW210TCT-40

FW255 TCT



255mm
Teeth: 60 TCT
Kerf: 2.4mm
Bore: 25.4mm
Max RPM: 5200
FW255TCT-60

DIAMOND BLADES

FOR MITRE & CHOP SAWS

Segmented Rim Blades

185mm & 355mm. Hot pressed turbo segmented rim for consistent cutting through natural stone, concrete, paving and more.

Continuous Rim Blades

210mm, 255mm. Provides the smoothest cut in tiles and ornamental stone.

185 DM



185mm
Segmented Rim
Bore: 20mm
Max. RPM: 8000
RAGEBLADE185DIAMOND

210 DM



210mm
Continuous Rim
Bore: 25.4mm
Max. RPM: 4500
RAGEBLADE210DIAMOND

255 DM



255mm
Continuous Rim
Bore: 25.4mm
Max. RPM: 6000
RAGEBLADE255DIAMOND

355 DM



355mm
Segmented Rim
Bore: 25.4mm
Max. RPM: 4300
RAGEBLADE355DIAMOND

GENERAL DIAMOND BLADES

NEW

FOR DISC CUTTERS

High quality segmented diamond blade for quick & effortless cutting. Large 10mm segment height keeps the blade sharper for longer offering excellent value for money.



D230
SEG

230mm
Semented Rim
Bore: 22.2mm
Max. RPM: 6650
D230SEG-CS



D300
SEG

300mm
Semented Rim
Bore: 22.2mm
Max. RPM: 5100
D300SEG-CS

PREMIUM DIAMOND BLADES

NEW

FOR DISC CUTTERS

Packed with 35% more diamond Vs our general purpose diamond blade giving you faster cuts and superior blade life plus the specially designed multi-compound segments give you a smoother finish.



PD230
SEG

230mm
Semented Rim
Bore: 22.2mm
Max. RPM: 6650
PD230SEG-CS



PD300
SEG

300mm
Semented Rim
Bore: 22.2mm
Max. RPM: 5100
PD300SEG-CS

MULTI-MATERIAL DIAMOND BLADES

NEW

FOR DISC CUTTERS

Utilising advanced diamond technology, this one diamond blade can cut stainless steel, ductile iron, rebar, reinforced concrete, hard & soft stone, brick, tile, wood, plastics & more!



MD230
SEG

230mm
Semented Rim
Bore: 22.2mm
Max. RPM: 6650
MD230SEG-CS



MD300
SEG

300mm
Semented Rim
Bore: 22.2mm
Max. RPM: 6400
MD300SEG-CS

ALL NEW ELECTRIC DISC CUTTERS

SEE PAGE 34 - 39



R185 CCS

UK 110v: 027-0002C, UK 230v: 027-0001C, EU 230v: 027-0003C

185MM TCT MULTI-MATERIAL CIRCULAR SAW

The ideal circular saw for any trade or workshop. Equipped with an adjustable 64mm cutting depth and 0° - 60° bevel tilt with 22.5° and 45° bevel detents. This saw has the power to perform - Tested and trade rated to cut through a variety of materials with ease.

- Multi-Material Cutting Technology
- 1600W Powerful Hi-Torque Motor
- 64mm Adjustable Depth of Cut
- 0° - 60° Bevel Cut
- Parallel Edge Guide Included
- Dust Port Adaptor Included
- Lightweight & Portable
- Fast & Easy Blade Change
- 3 Year Limited Warranty

BLADES

Supplied with:
Multi-Material
TCT Blade



Compatible blades:

- General Wood
- Fine Wood



1600W



64mm (0°)



40mm (45°)



Ergonomic Handle



Lightweight & Portable



25.4mm (1")
Cutting Depth
at 60° Bevel Tilt

 **4.9kg**
11lbs



64mm Adjustable
Depth of Cut



0° - 60°



6mm
Mild Steel

*Models & Specifications Subject to Change.

R185 CCSX +

 **5.1 kg**
11.2 lbs

UK 110v: 027-0002A, UK 230v: 027-0001A, EU 230v: 027-0003A

185MM TCT MULTI-MATERIAL CIRCULAR SAW

**TRACK
COMPATIBLE**



 **1600W**



64mm (0°)



47mm (45°)

The ultimate multi-material cutting circular saw. Designed by the trade for the trade. The R185CCSX+ model gives you extra functionality, extra support and extra reach than any other Evolution circular saw in the family. Integrated LED light, channelled air-flow, 4m cable, storage bag and compatibility with Evolution's 1.4m & 2.8m tracks, are just some of the features included in this package.

(Tracks Sold Separately)

SPECIFICATION

- Multi-Material Cutting Technology
- 1600W Powerful Hi-Torque Motor
- 64mm Adjustable Depth of Cut
- 0° - 45° Bevel Cut
- Parallel Edge Guide Included
- Dust Port Adaptor Included
- Lightweight & Portable
- Fast & Easy Blade Change
- 3 Year Limited Warranty

BLADE

Supplied with:
Multi-Material TCT Blade

Compatible blades:
• **General Wood**
• **Fine Wood**



PLUS FEATURES




PREMIUM TCT BLADE

Long-life multi-material cutting tct blade for smoother cuts.



LED LIGHT

Optimum visibility of your cutting line.



CLEANER & SAFER WORKING

Dust port adaptor for use with vacuum extraction.



4M POWER CABLE

Reduces the need for extension leads.



STORAGE BAG

Easy to carry & transport around the workplace.



Adjustable
Depth of Cut



0° - 45°



6mm
Mild Steel

ST 1400

Product ID: 004-0001

1.4M CIRCULAR SAW TRACK & CLAMPS

- Supplied in 2 pieces of 700mm track with connectors
- Perfect for 4ft sheet materials
- Achieve straight line cutting
- Easily store & transport with carry bag
- Low friction glide strips ensures the circular saw glides smoothly over the track
- Easily fix track to the workpiece with specially designed clamps included
- Compatible with most circular saws with a track compatible base
- Designed for the Evolution R185CCSX & R185CCSX+

For the full list of compatible circular saws go to www.evolutionpowertools.com



 **3 kg**
6.6 lbs



1400mm
2 x 700mm



182mm



Storage Bag
Included

For the full list of compatible circular saws go to www.evolutionpowertools.com

ST 2800

Product ID:004-0010

2.8M CIRCULAR SAW TRACK & CLAMPS

- Supplied in 2 pieces of 1400mm track with connectors
- Perfect for 8x4ft sheet materials
- Achieve straight line cutting
- Easily store & transport with carry bag
- Low friction glide strips ensures the circular saw glides smoothly over the track
- Easily fix track to the workpiece with specially designed clamps included
- Compatible with most circular saws with a track compatible base
- Designed for the Evolution R185CCSX & R185CCSX+



 **4.7 kg**
10.4 lbs



2800mm
2 x 1400mm



182mm



Storage Bag
Included

R185 CCSX

UK 110v: 027-0002, UK 230v: 027-0001, EU 230v: 027-0003

185MM TCT MULTI-MATERIAL CIRCULAR SAW + 3 X 340MM TRACK COMBO PACK

With a 1.02m track included this circular saw is hard to ignore. Power and precision at the forefront of its design, the R185CCSX ensures accuracy and reliability to get the job done faster, smoother and safer than ever before. True value for money with 3 years limited warranty.

- Multi-Material Cutting Technology
- 1600W Powerful Hi-Torque Motor
- 64mm Adjustable Depth of Cut
- 0° - 45° Bevel Cut
- Parallel Edge Guide Included
- Soft Grip, Ergonomic T-Handle
- Lightweight & Portable
- Fast & Easy Blade Change
- 3 Year Limited Warranty

BLADES

Supplied with:
Multi-Material
TCT Blade



Compatible blades:

- General Wood
- Fine Wood



1600W



64mm (0°)



47mm (45°)



COMBO PACK

Includes:
1020MM TRACK
3 X 340MM PIECES
+ CONNECTORS



 **5.1 kg**
11.2 lbs



Adjustable
Depth of Cut



0° - 45°



6mm
Mild Steel

R185 SMS +

 **8.95 kg**
19.7 lbs

UK 230v: 047-0001A, EU 230v: 047-0003A

185MM TCT MULTI-MATERIAL SLIDING MITRE SAW



1200W



210 x 56mm



145 x 56mm

The most compact & portable sliding mitre saw we've ever made. Small in size but big on power, this saw has a surprisingly large cutting capacity and utilises our multi-material cutting technology. Perfect for jobs on the road or working in confined spaces. Compatible with our mitre saw stand.

SPECIFICATION

- Multi-Material Cutting Technology
- 1200W Powerful Hi-Torque Motor
- 210 x 56mm Cross Cut Capacity
- Laser Guided Accuracy
- 0° - 45° Bevel Cut
- 50° - 50° Mitre Cut
- Depth Stop for Trench Cutting
- Cable Tidy
- Sliding Fence
- Secure Top Clamp
- Fast & Easy Blade Change
- 3 Year Limited Warranty

BLADES

Supplied with:
Multi-Material TCT Blade

Compatible blades:

- General Wood
- Fine Wood
- Diamond



PLUS FEATURES



PREMIUM TCT BLADE

Long-life multi-material cutting tct blade for smoother cuts.



HIGH POWER MOTOR

1200w high torque motor makes light work of any material.



DUST BAG INCLUDED

Dust Bag & Dust Port Adaptor for use with Vacuum Extraction.



LASER GUIDANCE

Laser guide shows the blade path to guarantee accuracy.



3-PIECE CLAMP

3-piece top clamp for safe & secure workpiece clamping.



3M POWER CABLE

Reduces the need for extension leads.



INTEGRATED HANDLES

Easy to carry & transport around the workplace.



210 x 38mm



145 x 38mm



6mm Mild Steel

R210 SMS +

 **11.2 kg**
24.7 lbs

UK 110v: 048-0002A, UK 230v: 048-0001A, EU 230v: 048-0003A

210MM TCT MULTI-MATERIAL SLIDING MITRE SAW



 **1500W**

 **230 x 65mm**

 **150 x 65mm**

Go premium and equip yourself with the best 210mm sliding mitre saw on the market. Multi-material cutting technology with all the features you'll need to get the job done. Delivering accuracy, reliability and the power to handle heavy-duty materials - the R210SMS+ is truly superb value for money.

SPECIFICATION

- Multi-Material Cutting Technology
- 1500W Powerful Hi-Torque Motor
- 230 x 65mm Cross Cut Capacity
- Laser Guided Accuracy
- 0° - 45° Bevel Cut
- 50° - 50° Mitre Cut
- Depth Stop for Trench Cutting
- Cable Tidy
- Sliding Fence
- Top & Long Front Clamps
- Fast & Easy Blade Change
- 3 Year Limited Warranty

BLADES

Supplied with:
**Multi-Material
TCT Blade**

Compatible blades:

- General Wood
- Fine Wood
- Diamond



PLUS FEATURES



PREMIUM TCT BLADE

Long-life multi-material cutting tct blade for smoother cuts.



INTEGRATED CARRY HANDLES

Easy to carry & transport around the workplace.



QUICK RELEASE CLAMPS

Top & front for additional Accuracy & Faster Adjustments.



SLIDE RAIL PROTECTOR

Protects against damage & prevents dust ingress.



DUST BAG INCLUDED

Dust Collection Bag & Dust Port Adaptor for use with Vacuum Extraction.



3M POWER CABLE

Reduces the need for extension leads.



230 x 38mm



150 x 38mm



✓ 6mm
Mild Steel

R210

SMS-300+

 **13.2 kg**
29 lbs

UK 110v: 048-0031A, UK 230v: 048-0030A, EU 230v: 048-0032A

210MM TCT MULTI-MATERIAL SLIDING MITRE SAW WITH 300MM SLIDE



1500W



300 x 65mm



210 x 65mm

The perfect hybrid between a 210mm and 255mm sliding mitre saw.

The R210SMS-300+ maintains a more compact and robust design of a 210mm model but with the 300mm cross cutting capacity of it's bigger 255mm brother. Equipped with "PLUS" model features, this is the ultimate cutting solution for any trade.

SPECIFICATION

- Multi-Material Cutting Technology
- 1500W Powerful Hi-Torque Motor
- 300 x 65mm Cross Cut Capacity
- 300mm Slide
- 0° - 45° Bevel Cut
- 50° - 50° Mitre Cut
- Depth Stop for Trench Cutting
- Cable Tidy
- Sliding Fence
- Top & Long Front Clamps
- Fast & Easy Blade Change
- 3 Year Limited Warranty

BLADES

Supplied with:
**Multi-Material
TCT Blade**

Compatible blades:

- General Wood
- Fine Wood
- Diamond



PLUS FEATURES



PREMIUM TCT BLADE

Long-life multi-material cutting tct blade for smoother cuts.



INTEGRATED CARRY HANDLES

Easy to carry & transport around the workplace.



QUICK RELEASE CLAMPS

Top & front for additional Accuracy & Faster Adjustments.



DUST BAG INCLUDED

Dust Collection Bag & Dust Port Adaptor for use with Vacuum Extraction.



3M POWER CABLE

Reduces the need for extension leads.



300 x 38mm



210 x 38mm



6mm
Mild Steel

R255 SMS +

UK 110v: 052-0002A, UK 230v: 052-0001A, EU 230v: 052-0003A

 **15.3 kg**
33.7 lbs

255MM TCT MULTI-MATERIAL SLIDING MITRE SAW



 **2000W**
(230v)
1600W
(110v UK Only)



300 x 80mm



210 x 80mm

Trade rated and approved the R255SMS+ is the ultimate tool on the job site. Accuracy, power and reliability at the forefront of its design, this 255mm sliding mitre saw is equipped to power through 6mm thick mild steel, and cut hardwood, laminate and even nail embedded wood with precision.

SPECIFICATION

- Multi-Material Cutting Technology
- 2000W Powerful Hi-Torque Motor
- 300 x 80mm Cross Cut Capacity
- Laser Guided Accuracy
- 0° - 45° Bevel Cut
- 50° - 50° Mitre Cut
- Depth Stop for Trench Cutting
- Cable Tidy
- Tall Sliding Fence
- Top & Long Front Clamps
- Fast & Easy Blade Change
- 3 Year Limited Warranty

BLADES

Supplied with:
Multi-Material
TCT Blade

Compatible blades:

- General Wood
- Fine Wood
- Diamond



PLUS FEATURES



PREMIUM TCT BLADE

Long-life multi-material cutting TCT blade for smoother cuts.



INTEGRATED CARRY HANDLES

Easy to carry & transport around the workplace.



QUICK RELEASE CLAMPS

Top & front for additional Accuracy & Faster Adjustments.



SLIDE RAIL PROTECTOR

Protects against damage & prevents dust ingress.



DUST BAG INCLUDED

Dust Collection Bag & Dust Port Adaptor for use with Vacuum Extraction.



TALL FENCE

Provides extra support for cutting crown moulding.



3M POWER CABLE

Reduces the need for extension leads.



300 x 45mm



210 x 45mm



✓ 6mm Mild Steel

R255 SMS-DB +

18.2 kg
40.1 lbs

UK 110v: 053-0002B, UK 230v: 053-0001B, EU 230v: 053-0003B

255MM TCT DOUBLE BEVEL MULTI-MATERIAL SLIDING MITRE SAW



BEVEL BOTH LEFT & RIGHT 45°



PLUS PACK

2 BLADES INCLUDED

 **2000W**
(230v)
1600W
(110v UK Only)



300 x 90mm



212 x 90mm

An essential for the professional tradesman, the R255SMS-DB+ is the **flagship of Evolution mitre saws.**

We've combined all our research and testing to give you optimized capacity, quality & precision, plus we've enabled 45° bevel both left and right so you can get the job done faster than ever before.

SPECIFICATION

- Multi-Material Cutting Technology
- 2000W Powerful Hi-Torque Motor
- 300 x 80mm Cross Cut Capacity
- Laser Guided Accuracy
- 45° - 45° Bevel Cut (L&R)
- 50° - 50° Mitre Cut
- Depth Stop for Trench Cutting
- Tall Fence & Neck
- Cable Tidy
- 3 Piece Top & Front Clamp
- Fast & Easy Blade Change
- 3 Year Limited Warranty

BLADES

Supplied with:
**Multi-Material
TCT Blade**

Compatible blades:

- General Wood
- Fine Wood
- Diamond



PLUS FEATURES



PLUS PACK

2 X PREMIUM TCT BLADES

Premium Multi-material blade & general wood blade included



INTEGRATED CARRY HANDLES

Easy to carry & transport around the workplace.



QUICK RELEASE TOP & FRONT CLAMPS

For additional Accuracy & Faster Adjustments.



CLEANER & SAFER WORKING

Dust collection bag & dust port adaptor for use with vacuum extraction.



TALL FENCE & NECK

Provides extra support for cutting crown moulding.



4M POWER CABLE

Reduces the need for extension leads.



Bevel Left:
300 x 52mm
Bevel Right:
300 x 34mm



Compound Left:
212 x 52mm
Compound Right:
212 x 34mm



6mm
Mild Steel

R210 CMS +

 **5.8 kg**
12.5 lbs

UK 110v: 046-0002A, UK 230v: 046-0001A, EU 230v: 046-0003A

210MM TCT MULTI-MATERIAL COMPOUND MITRE SAW



 **1200W**

 **125 x 55mm**

 **85 x 55mm**

Evolution's most compact 210mm compound mitre saw - designed to cut a variety of materials at any desired angle. Couple this with the Evolution Mitre Saw Stand to provide additional support for extra long workpieces, gives you the best value for maximum productivity.

(Mitre Stand Sold Separately)

SPECIFICATION

- Multi-Material Cutting Technology
- 1200W Powerful Hi-Torque Motor
- 125 x 55mm Cross Cut Capacity
- 0° - 45° Bevel Cut
- Top Clamp
- 2m Power Cable
- Dust Bag Included
- Lightweight & Portable
- Fast & Easy Blade Change
- 3 Year Limited Warranty

FEATURES



+ FEATURE

DUST BAG INCLUDED

Dust bag for a cleaner & safer working area.



+ FEATURE

PREMIUM TCT BLADE

Long-life multi-material cutting TCT blade for smoother cuts.



LIGHTWEIGHT & PORTABLE

Allows for quick and easy transport from job to job.



COMPACT DESIGN

Easily storable in both the workshop & vehicle.



ERGONOMIC HANDLE

Ambidextrous, soft grip handle for maximum comfort

BLADES

Supplied with:
Multi-Material TCT Blade



Compatible blades:

- General Wood
- Fine Wood
- Diamond



*Models & Specifications Subject to Change.

RAGE 5-S

 **28.5 kg**
62.8 lbs

UK 110v: 057-0002, UK 230v: 057-0001, EU 230v: 057-0003

255MM TCT MULTI-MATERIAL TABLE SAW



1500W
(230v)
1600W
(110v UK Only)



83mm



58mm

A unique table saw utilising our **Multi-Material cutting technology**. Perfect for ripping through all sheet material including hard & soft wood, metal, plastics & more! All this built onto a robust, collapsible frame with wheels for ultimate manoeuvrability & easy storage.

SPECIFICATION

- **Multi-Material Cutting Technology**
- **1500W Powerful Hi-Torque Motor**
- **83mm Max. Cutting Depth**
- **0° - 45° Bevel Cut**
- **60° - 60° Mitre Cut**
- **Start/Stop Buttons**
- **Max. Table Size: 1200 x 640mm**
- **Min. Table Size: 745 x 640mm**
- **3 Year Limited Warranty**

BLADES

Supplied with:
**Multi-Material
TCT Blade**

Compatible blades:

- **General Wood**
- **Fine Wood**
- **Diamond**



FEATURES



COLLAPSIBLE FRAME

with wheels for easy storage & manoeuvrability



EXTENDABLE TABLE

Left & right table extensions provide support for even the biggest materials



SLIDING TABLE & MITRE GAUGE

Sliding mitre gauge pushes the material through, or lock it to the table to slide the table for added support.



DUAL LOCKING FENCE

Accurate, adjustable rip fence locks in place on the front & rear rail for accuracy.



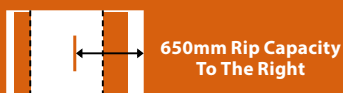
DUST EXTRACTION

Attach your vacuum to the port to extract dust from the blade guard & under the blade.



CAST TABLE

Cast aluminium alloy table surface is perfectly flat & very robust.



R355 CPS

 **21.5 kg**
47.4 lbs

UK 110v: 083-0002, UK 230v: 083-0001, EU 230v: 083-0003

355MM TCT MULTI-MATERIAL CHOP SAW



 **2200W**
(230v)
1800W
(110v UK Only)

 **95 x 180mm**

 **78 x 110mm**

 **120 x 120mm**

The most versatile chop saw on the market - Designed for repetitive cross cutting through wood, mild steel, aluminium, plastics & more! Huge 355mm blade diameter powered by a 2200W high torque motor makes light work of all materials. Mount to our chop saw stand to make this saw even more versatile & boost your productivity. *(Chop Stand Sold Separately)*

SPECIFICATION

- Multi-Material Cutting Technology
- 2200W Powerful Hi-Torque Motor
- 0° - 45° Mitre Fence
- High Capacity Front Clamp
- 2m Power Cable
- Chip Deflector
- Heavy Duty Steel Base
- Built In Carry Handle
- Fast & Easy Blade Change
- On-board Tool Storage
- 3 Year Limited Warranty

FEATURES



ADJUSTABLE REAR FENCE

3 position, 0° - 45° fence for accurate mitre cuts.



CARRY HANDLE

Built in central carry handle for easy transportation.



BUILT IN CHIP DEFLECTOR

Directs chips down and away from the user.



V-BLOCK ADAPTER

For secure clamping of round & square tube.

BLADES

Supplied with:
**Multi-Material
TCT Blade**



Compatible blades:
• General Wood
• Diamond



89 x 89mm



Ø 130mm



Ø 105mm



6mm
Mild Steel

RAGE 4

8.9 kg
19.7 lbs

UK 110v: 081-0007, UK 230v: 081-0006, EU 230v: 081-0008

185MM TCT MULTI-MATERIAL CHOP SAW

- Multi-Material Cutting Technology
- 1250W Powerful Hi-Torque Motor
- 97mm x 46mm Rectangle at 90°
- 45mm Square at 90°
- 46mmØ Round Tube Capacity
- 0°- 45° Mitre Cutting Capability
- 3 Year Limited Warranty



BLADES

Supplied with:
Multi-Material
TCT Blade



Compatible blades:

- General Wood
- Fine Wood
- Diamond



1250W



97 x 46mm



45mm²



Ø 50mm



6mm



0° - 45°

CYCLONE

097-0001

MAGNETIC SHAVING COLLECTOR


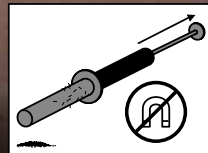

Easily Picks up Steel Shavings and
other Ferrous workshop debris

- Rubber grip handle
- Maximum lifting weight: 6.5 kg

0.5 Kg



Simply slide the plunger and the shavings are neatly deposited.



R15 VAC

NEW

UK 230v: 086-0001, EU 230v: 086-0003

15L WET & DRY VACUUM CLEANER

The perfect wet & dry vacuum cleaner for your workshop & general cleaning tasks.

The powerful 1000w motor has an impressive 42.5l/s of airflow for easy pickup of bulky building dust, dry debris, liquids, mud & more.

- 15L bin with 8L dry and 9L wet capacity
- Power take-off socket for automatic on/off when used with a power tool
- Blow function
- Low 80db noise level
- Portable & lightweight design
- On-board accessory storage
- Large switch for easy operation
- 2 Year Guarantee



ACCESSORIES INCLUDED:

- 1.8m Hose
- 2 x Extension Wands
- Wide Nozzle
- Crevice Nozzle
- Foam Filter
- Standard Cartridge Filter



M-CLASS FILTER AVAILABLE SEPERATELY



1000W Motor



Max. 1700W Socket Output



Power Take Off Function



Blow Function



42.5L/S Airflow



80DB Noise Level



3M Cable

R230 DCT

NEW

 **7.1 kg**
15.7 lbs

With Blade: UK 110v: 009-0002, UK 230v: 009-0001, EU 230v: 009-0003
Without Blade: UK 110v: 009-0002X, UK 230v: 009-0001X, EU 230v: 009-0003X

230MM ELECTRIC DISC CUTTER



UP TO

50%

**MORE CUT CAPACITY
THAN A 230MM
ANGLE GRINDER**



2000W (230v)
1600W (110v UK Only)



90mm!



3m Rubber Cable

Put the grinder down and get the right tools for the job. The all new Evolution R230DCT has up to 50% more cutting depth than a 230mm / 9" grinder and it even comes with a diamond blade included! With an impressive 90mm cutting depth, this is the ideal cut off saw for concrete, reinforced concrete, natural stone, brick, roof tile & more.

SPECIFICATION

- Safer & more practical cutting vs a 230mm grinder
- Market leading cut depth of 90mm*
- Ergonomic design to improve user posture
- 230mm Diamond Blade Included
- Wheeled skid plate
- 3m heavy-duty cable
- Power Protect Technology for longer tool life
- Soft start & blade brake
- 3 Year Guarantee

* Best cut depth of a 230mm/9" blade machine. Correct at the time of writing.

FEATURES



ERGONOMIC DESIGN

Improves user posture and reduces user fatigue for a safe & easy cut.



PERFECT BALANCE

Gives the user total control of the tool for accuracy and shares the tool weight evenly over both hands.



LARGE BLADE GUARD

Provides more blade cover to protect the user from flying debris.



WHEELED SKID PLATE

Protects the tool from rough surfaces and the wheels take the strain out of low level cutting.

BLADES

Supplied with:
General Diamond



Compatible blades:
• **Premium Diamond**
• **Multi-Material Diamond**



**Power Protect
Technology**

**ALSO AVAILABLE
AS A BARE UNIT**



R300 DCT

NEW

 **9.7 kg**
21.4 lbs

UK 110v: 012-0002, UK 230v: 012-0001, EU 230v: 012-0003

300MM ELECTRIC DISC CUTTER



2400W (230v)

1600W (110v UK Only)

110v supplied with 16A plug



115mm!



3m Rubber Cable

Redesigned from the ground up.

The all new R300DCT electric disc cutter is the simplest tool for cutting concrete, reinforced concrete, stone, brick, paving & more! It has an improved cut capacity of 115mm vs the existing model making this one of the deepest cutting 300mm machines on the market! High torque electric motor delivers consistent peak power and stops the machine from stalling.

SPECIFICATION

- Huge 115mm cut depth
- Powerful 2400w* Electric Motor.
- No pull chords, no fuel & no servicing!
- 3m heavy-duty cable
- 300mm diamond blade included
- Reversible flange for 20mm or 22.2mm bore blades.
- Blade Brake & Soft Start
- Robust steel wraparound front handle
- Power Protect Technology for longer tool life
- 3 Year Guarantee

* 2400w on 230v machines. UK 110v = 1600w with 16A plug

FEATURES



WHEELED SKID PLATE

Protects the tool from rough surfaces and the wheels take the strain out of low level cutting.



ADJUSTABLE BLADE GUARD

5-position blade guard with single handed operation allows for easy horizontal or vertical cutting.



OPTIMISED BALANCE

Evenly spreads the weight over both hands for reduced user fatigue and more control.



ON-BOARD TOOL STORAGE

Supplied with a multi-tool with on-board storage for quick and easy blade changes & maintenance.

BLADES

Supplied with:
General Diamond



Compatible blades:
• Premium Diamond
• Multi-Material Diamond



Power Protect
Technology



6.15m/s² Max.



109dB (A) Max.

R300 DCT +

NEW

UK 110v (32A Plug): 012-0002A, UK 230v: 012-0001A, EU 230v: 012-0003A

300MM ELECTRIC DISC CUTTER



2400W (230v)

2000W (110v UK Only)

110v supplied with 32A plug



115mm!



4m Rubber Cable

Born to conquer the professional job site, the all new R300DCT+ electric disc cutter is the perfect masonry saw for the pro's when effective dust control is a must. It has an impressive cut depth of 115mm making this one of the deepest cutting 300mm machines on the market. The built-in dust suppression features dual sided water delivery, armoured hose routing & robust brass hose connection.

SPECIFICATION

- Huge 115mm cut depth
- Powerful 2400w* Electric Motor.
- No pull chords, no fuel & no servicing!
- 4m heavy-duty rubber cable
- 300mm Premium diamond blade included
- Reversible flange for 20mm or 22.2mm bore blades.
- Blade Brake & Soft Start
- Robust steel wrap-around front handle
- Power Protect Technology for longer tool life
- 3 Year Guarantee

* 2400w on 230v machines. UK 110v = 2000w with 32A plug

FEATURES



+ FEATURE

DUST SUPPRESSION

Water fed dust suppression for use on professional building sites in accordance with dust regulations.



+ FEATURE

PREMIUM DIAMOND

Supplied with our Premium diamond blade with 35% more diamond vs our general diamond blade.



+ FEATURE

4M POWER CABLE

Extra long 4m rubber power cable for easy of use.



WHEELED SKID PLATE

Protects the tool from rough surfaces and the wheels take the strain out of low level cutting.

BLADES

Supplied with:
Premium Diamond



Compatible blades:
• **General Diamond**
• **Multi-Material Diamond**



Power Protect Technology



6.15m/s² Max.



109dB (A) Max.

WATER TANK

WITH HAND PUMP

012-0011

WATER TANK

WITH FOOT PUMP

012-0010

The ideal portable water supply for effective dust suppression on any jobsite.

- High capacity 15L water tank means less filling and more cutting
- Durable 3m anti-kink water hose
- An essential accessory to conform to dust suppression regulations
- Hand pump can be used while wearing gloves and doubles up as a carry handle
- Innovative design with a double barrel foot pump allowing for continuous pressure without having to put the saw down.



15L Tank Capacity



3m Water Hose



Wide Funnel



AVAILABLE
WITH HAND
OR FOOT PUMP



SAW HORSE

PAIR

005-0003

A must-have piece of kit for every tradesman or DIY'er. Whether on-site, in the van, or in the garden - the Evolution sawhorses enable you to have a handy workbench to work from or simple workpiece support making your workspace neater and safer.

- Sturdy & robust design that supports up to a 500kg load per horse
- Quick & easy foldable design with carry handles for instant portability
- Supplied with 4 x cast steel hooks designed to fit 4x2 timber

 **3.6 kg**
7.9 lbs



500KG LOAD CAPACITY
PER HORSE!



825mm



742mm



465mm

MITRE SAW STAND

WITH EXTENDABLE ARMS

005-0001

SUPPORTS WORKPIECES UP TO 3M & 150 KG WORKLOAD

A fantastic addition to Evolution's product range perfectly complimenting Evolution's mitre saws, as well as most other makes of mitre saw. Easily and quickly set up, with foldable legs for simple storage and transportation.

- Key features include quick-release mounting brackets for fast saw removal and height adjustable arms with rollers and end-stops.

15.5 kg
34 lbs



Compatible with most
Power Tool Brands



110cm



60cm



75cm



180cm

CHOP SAW STAND

UNIVERSAL FIT

005-0002

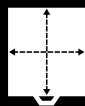
Universal fitting chop saw stand fits all Evolution chop saws plus most other leading brands! Robust construction and packed with time saving features including:

- Height & width adjustable support arms with build in end stop.
- Height adjustable legs
- Folding design for easy transport & storage

16 kg
35 lbs



Compatible with most
Power Tool Brands



460 x 600mm



595mm - 815mm



130cm

RAGE 7-S

UK 230v: 075-0002, EU 230v: 075-0003

CORDED JIGSAW WITH VARIABLE SPEED CONTROL & BLADES

- Multi-Material Cutting Blades
- 710W Powerful Hi-Torque Motor (230v)
- 80mm Depth of Cut
- 8mm Mild Steel Plate
- Quick Release Blade Change
- Adjustable Parallel Edge Guide
- 2 Years Limited Warranty



REPLACEMENT BLADE PACK OF 5 075-0200

Multi-Material Cutting Blades Available for Steel, Aluminium & Wood.

4.1 kg
9 lbs



710W (230v)
600W (110v UK Only)



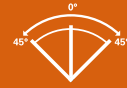
8mm Steel



80mm Wood



26mm Length



0° - 45°
Bevel Facility



Laser Guided
Cutting Accuracy

R230 RCP

UK 230v: 045-0001, EU 230v: 045-0003

MULTI-MATERIAL CUTTING RECIPROCATION SAW & BLADES

- Multi-Material Cutting Technology
- 850W Powerful Hi-Torque Motor
- 20mm Mild Steel Thickness
- 230mm Wood Cuts
- 180° Rotating Rear Handle
- Tool free adjustments & blade change
- LED Work Light
- 2 Years Limited Warranty

2.7 kg
5.9 lbs



WOOD CUTTING BLADE PACK 045-0254

Includes 1 x Green Wood Blade & 1 x General Wood Blade.

THIN STEEL & MULTI-MATERIAL BLADE 045-0255

Includes 1 x Thin Steel Blade & 1 x Multi-Material Blade.



850W



20mm



230mm Wood



LED Work Light



28mm Length



0-2800rpm
Variable

HDG 200

UK 230v: 071-0001, EU 230v: 071-0003

HEAT GUN WITH VARIABLE HEAT CONTROL

- **Powerful 2000W Motor**
- **Max. Temperature of 630°C**
- **Variable Airflow Speed of 120 - 550L/min**
- **Ideal For:** Stripping Paint & Varnish, Curing Glues & Epoxies, Waxing or Dewaxing, Softening & Forming Plastics, Removing Adhesive Labels & Graphics, Heating Liquids, Applying Heat Shrink & Film, Drying Out Damp Wood, Lifting Tiles & Edging Trim, Drying Paint or Varnish, Lighting Barbecues, Loosening Rusty Screws or Nuts & Removing Caulking
- **2 Years Limited Warranty**

 **0.8 kg**
1 lbs



2000W



Variable Temperature
50°C - 630°C



Variable Airflow
120ltr/min - 550ltr/min

DIGITAL

Digital Display



+4 Nozzles



+Scraper

SDS4 800

UK 110v: 096-0002, UK 230v: 096-0001, EU 230v: 096-0003

FOUR FUNCTION HAMMER DRILL: DRILL, CHISEL, ROTATION & HAMMER

- **1.6 Joules of high impact energy**
- **650W High-Torque Motor**
- **0-1100min⁻¹ Variable Speed Function**
- **Adjustable Auxiliary Handle**
- **2 Years Limited Warranty**

SUPPLIED WITH:

- **3 x SDS Drill Bits**
(6 x 160mm, 8 x 160mm, 10 x 160mm)
- **2 x Chisel Bits**
(250mm Pointed Chisel & 250mm Flat Chisel)

 **2.8 kg**
6 lbs



650W



0-1100min⁻¹



Max 13mm Ø



Max 20mm Ø



Max 30mm Ø

TWISTER

UK 110v: 013-0002, UK 230v: 013-0001, EU 230v: 013-0003

1100W VARIABLE SPEED MIXER

SUPPLIED WITH MIXING PADDLE

- Variable Speed Control: 250-750min-1
- Vibration Data: 0.5-0.7m/s²
- Ergonomic Soft Grip Handle
- No More Manual Mixing
- 2 Years Limited Warranty

MIX:

Plaster, Mortar & Cement.

Ideal for all Popular Mixing Applications

Twister Paddle Available: 013-0006



4.9 kg
10.8 lbs

					
1100W	250-750min-1 Variable	Ergonomic Handle	+ Paddle	0.5-0.7m/s ²	M14

R225 DWS

UK 230v: 078-0001, EU 230v: 078-0003

225MM DRY WALL SANDER + 6 SANDING DISCS

- Extendable, LED Pivoting Head
- High Power with Variable Speed
- Integrated Dust Extraction
- Comfortable & Flexible Operation
- 2 Years Limited Warranty

ACCESSORIES INCLUDE:

- 6 Easy Mountable Sanding Discs:
Grits inc. 80 (078-0090), 120 (078-0091), 180 (078-0092) & 240 (078-0093)
- 4 Meter Hose which will fit most Vacuum Ports

5.8 kg
12.8 lbs



				
710W	600 - 1500 RPM	0° - 90° Pivoting Head	H: 230mm W: 250mm L: 1450mm	225mm x6 60, 80, 120, 150, 180 & 240 Grits

EB225 DWSHH

UK 230v: 069-0001, EU 230v: 069-0003

225MM HAND-HELD DRY WALL SANDER

- High Power with Variable Speed
- Integrated Dust Extraction
- Easy Sanding Operation
- Adjustable Auxiliary Handle
- 2 Years Limited Warranty

SUPPLIED WITH:

- 6 Easy Mountable Sanding Discs:
Grits inc. 80 (078-0090), 120 (078-0091),
180 (078-0092) & 240 (078-0093)
- Dust Bag
- Belt Clip
- Hose



 **2.8 kg**
6.2 lbs



1050W



1500-2300min⁻¹



+ 25L Dust Bag



+ Sanding Discs



+ Hose

FILE SANDER

UK 230v: 062-0001, EU 230v: 062-0003

400W PRECISION FILE SANDER

- Variable Speed
- Dust Extraction Facility
- Adjustable Belt Tracking
- Rubber-Coated Grip
- Speed Control Dial
- Dust Sealed Bearings
- 120° Fully Adjustable Sanding Arm
- 2 Years Limited Warranty

SUPPLIED WITH:

- Single Wheeled Head (Flat Surfaces)
- Twin Wheeled Head (Angled Surfaces)
- Dust Bag
- 3 Sanding Belts
Grits inc. 80 (FILESANDP80),
100 (FILESANDP100), 120, (FILESANDP120)



**Belts: 80/100/120
Grit Available**

 **1.75 kg**
4 lbs



400W



1.215m/s2



457mm (L)



13mm (W)



+ 3 Belts



+ Dust Bag

HULK

HULK: 015-0001

400MM X 320MM PETROL POWERED COMPACTOR

WITH 4-STROKE OHV SINGLE CYLINDER ENGINE

- Ideal For: Crusher Run, Sand, Soil, Small Aggregates, Patio & Block Paving, Driveways & Tarmac Repair With Excellent Surface Preparation
- Easy-Fold Hinged Handle
- Easy-Pull Start
- Air Cooled
- 2.4HP / 1.5L Capacity Petrol Engine
- 2 Years Limited Warranty



 **38 kg**
84 lbs



Paving Pad
Sold Separately:
015-0007



2.4HP



3600min⁻¹



Max
46m/s²



10kN



Unleaded Petrol



+0.5L of Oil

HULK ELECTRO

UK 230v: 015-0002, UK 110v: 015-0003


400MM X 320MM ELECTRIC COMPACTOR

- Ideal For: Crusher Run, Sand, Soil Block Paving Preparation
- Easy-Fold Hinged Handle
- Thick & Durable Base Plate
- Vibration Damper System
- Compact & Easily Storable
- Roll Bars For Increased Strength
- Low Frequency & High Amplitude
- 2 Years Limited Warranty

 **26 kg**
57 lbs



Paving Pad
Sold Separately:
015-0007



780W



2860min⁻¹



Max
7.43m/s²



5kN



No Fumes



Quiet 94dB(A)

EVO SYSTEM

EVO200: 014-0002

4-STROKE PETROL ENGINE

- Powers a Range of Outputs (see below)
- Robust & Durable Steel Frame
- Wheel Kit Provides Mobility
- Folding Handle for Storage
- Folding Output Frame
- Oil Low Sensor
- Patented Technology
- Quick Recoil Start
- Secure Foot Brake



 **29 kg**
63 lbs



6.5HP



3L Capacity



Oil Warning



20cm Ø



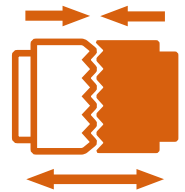
Foot Brake



3150min-1

QUICK RELEASE OUTPUT CHANGE

Evolution's Unique Quick Release Coupling Allows Easy Output Connectivity & Removal.



PRESSURE WASHER

PW3200: 014-0003

- Rated Pressure: 175bar
- Max. Pressure: 220bar
- Max. Flow Rate: 8L/min
- Detergent System: 1L
- Lance Included
- 2 Year Warranty



GENERATOR

GEN2800: 014-0004

- Power (Cont) 50Hz: 2.0kw / 2.0kVA
- Power (Max.) 50Hz: 2.4kw / 3kVA
- AC Output
- Sockets: 1 x 110v & 1 x 230v
- 2 Year Warranty



WATER PUMP

DWP1000: 014-0005

- Use with: 3" (75mm) Hose
- Suction Height: 8m
- Pump Lift: 28m
- Flow Rate: 1000L/min
- Max. Solids: 8mm
- 2 Year Warranty

🔍 **EVOLUTION POWER TOOLS**



4.5/5



www.reviews.co.uk

Venture One, Longacre Close,
Holbrook Industrial Estate
Sheffield, S20 3FR

0114 251 1022

www.evolutionpowertools.com